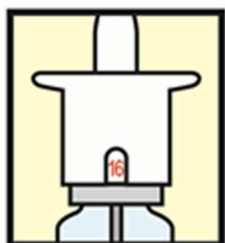
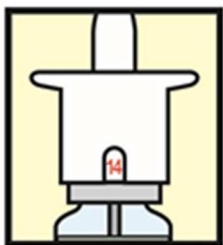


Dose Checking

The number of dose counter would change when you use the nasal spray. The number displayed shows the number of puffs you have already taken. The spray is guaranteed to deliver 14 metered doses.



The red 16 shown on the dose counter means 16 puffs have been used and the nasal spray is empty. Some liquid may be left in the nasal spray bottle and this is normal.

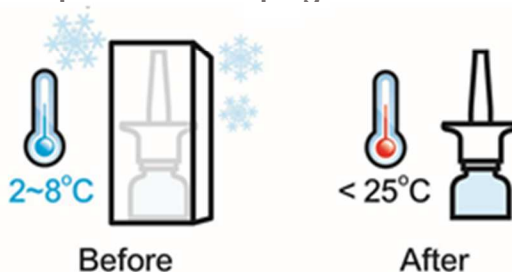
Precautions

To allow easy spraying, you should:

- Keep the spray upright.
- Press down the pump firmly and rapidly to deliver the complete dose.
- NEVER shake the nasal spray bottle as this could cause air bubbles, which may affect the dose.

Storage

- Unopened Miacalcic nasal spray must be stored at 2~8°C. Do not freeze.
- Once opened, it can be kept at room temperature (not above 25 °C) and used within 4 weeks.
- Keep the bottle upright all the time.



This guidance is for reference only .

You should always follow your doctor's instructions.
Check with your doctor or pharmacist if you have any questions.

Do not share your medications with other people.

如有任何查詢，歡迎聯絡我們
For enquiry, please feel free to contact us

藥劑部 Pharmacy

地址: 香港銅鑼灣東院道2號 聖保祿醫院

Address: St. Paul's Hospital

No. 2, Eastern Hospital Road, Causeway Bay, Hong Kong

電話 Tel: 2830 3725

網址 Website: www.stpaul.org.hk

Ref. No: PHAR-01

Ver.4 Updated: 04/2022



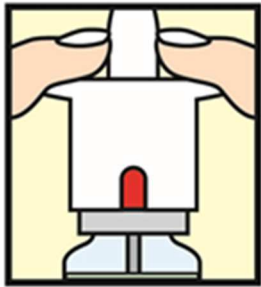
聖保祿醫院
St. Paul's Hospital

How to use Miacalcic Nasal Spray

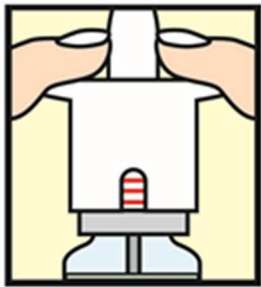
藥劑部
Pharmacy



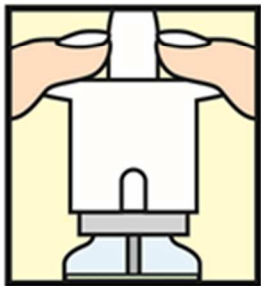
Preparing a new nasal spray bottle for use



Remove the protective cap. Hold the nasal spray upright and press down firmly on the pump for 3 times.



On the first press, the dose counter shows red bands.



On the second, it turns white.



On the third, it becomes green. Now the new nasal spray is ready to use.

Proper use of Miacalcic nasal spray

- 1 Before using, take the spray out from the fridge and leave it at room temperature.



(Step 1 is only valid for using a newly opened Miacalcic.)



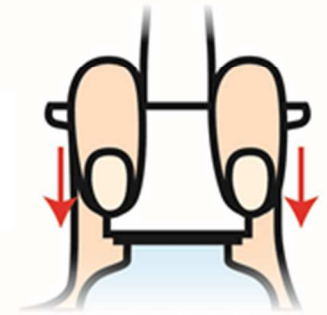
- 2 Clean your nose.

- 3 Remove the cap and hold the spray with one hand. Do not shake.



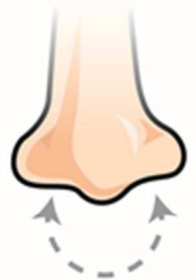
- 4 Bend your head forward slightly and insert the nozzle upright into one nostril, while block the other nostril with your index finger.

- 5 Spray one puff into your nostril.



- 6 Remove the nasal spray and breathe in deeply through your nostril. This help to keep the solution in your nose.

- 7 Spray into alternate nostril each time to reduce irritation and enhance drug absorption.



- 8 Clean the nozzle with a dry tissue and recap the protective cap after use.